







| Fund | | | |
|------|---------------------------------|---------------|---------------|
| 8182 | Special Education Discretionary | 474,256.00 | 477,659.00 |
| 8290 | All Other Federal Revenue | 14,756,402.00 | 15,288,989.65 |
| 8291 | All Other Federal Revenue-CO | | 1,848.10 |
| 8590 | All Other State Revenues | 747,284.00 | 1,705,699.04 |
| 8591 | All Other State Revenues-CO | | 194,175.00 |
| 8631 | Sale of Equipment and Supplies | | 14,567.40 |
| 8650 | Leases and Rentals | 2,126,806.00 | 2,126,806.00 |
| 8677 | Interagency Services Between L | 1,825,532.00 | 1,825,532.00 |
| 8690 | Donation Board Acknowledgement | | 222,301.33 |
| 8698 | All Other Local Revenue-CO | | 275,581.76 |
| 8699 | All Other Local Revenue | 100,000.00 | 1,384,151.82 |
| 8919 | Other Authorized Interfund Tra | 2,174,627.00 | 2,191,263.00 |

| | | | |
|------|--------------------------------|----------------|----------------|
| 1101 | Teacher Salary-Regular | 162,826,834.07 | 160,390,468.91 |
| 1102 | Teacher Salary-Substitute | 8,681,648.00 | 6,303,745.52 |
| 1103 | Teacher Salary-Temporary | 6,441,356.00 | 6,736,221.83 |
| 1201 | Librarian Salary-Regular | 1,050,526.00 | 1,060,245.64 |
| 1202 | Librarian Salary-Substitute | | 1,218.80 |
| 1211 | Guidance/Welfare/Atnd Sal-Reg | 6,469,888.97 | 7,088,188.61 |
| 1212 | Guidance/Welfare/Atnd Sal-Sub | | 1,965.40 |
| 1213 | Guidance/Welfare/Atnd Sal-Tem | 7,007.00 | 15,846.17 |
| 1221 | Physical/Mental Health Salary- | 5,829,035.00 | 6,555,695.47 |
| 1222 | Physical/Mental Health Salary- | | 27,943.04 |
| 1223 | Physical/Mental Health Salary- | 122,164.00 | 197,709.97 |
| 1301 | Supervisor Salary-Regular | 470,870.00 | 301,935.85 |
| 1311 | Principal Salary-Regular | 9,394,711.00 | 8,677,225.25 |
| 1312 | Principal Salary-Substitute | | 127,095.02 |
| 1313 | Principal Salary-Temporary | 47,067.00 | 75,237.19 |
| 1321 | Vice Principal Salary-Regular | 4,739,778.00 | 4,339,749.99 |
| 1322 | Vice Principal Salary-Substitu | | 60,082.23 |
| 1323 | Vice Principal Salary-Temporar | | 36,303.06 |


Selection Filtered by User Permissions, (Org = 97, Online/Offline = N, Fiscal Year = 2020, Period = 10, Unposted JEs? = N, Assets and Liabilities? = N, Restricted Accts? = Y, SACS? = N, Fund = 01-71, Object = 1-8, Location = 0000-9999, Page Break? = Y, Obj Digits = 0)




| Fund | | | | | |
|------|--------------------------------|---------------|---------------|---------------|---------------|
| 2403 | Clerical/Office Salary-Tempora | 148,511.74 | 192,296.07 | 181,949.97 | 10,346.10 |
| 2404 | Clerical/Office Salary-Overtim | 52,488.00 | 98,429.43 | 82,509.50 | 15,919.93 |
| 2901 | Other Classified Salary-Regula | 2,188,317.81 | 2,384,016.15 | 1,742,336.68 | 641,679.47 |
| 2902 | Other Classified Salary-Substi | 236,440.00 | 95,737.15 | 85,824.38 | 9,912.77 |
| 2903 | Other Classified Salary-Tempor | 130,184.00 | 655,732.45 | 221,446.91 | 434,285.54 |
| 2904 | Other Classified Salary-Overti | 66,194.00 | 20,861.69 | 20,208.41 | 653.28 |
| 3101 | State Tchrs Retirement System- | 55,926,116.58 | 53,794,405.47 | 27,112,263.07 | 26,682,142.40 |
| 3102 | State Tchrs Retirement System- | 156.00 | 136,388.98 | 106,366.83 | 30,022.15 |
| 3201 | Public Employees Retirement Sy | 80,348.94 | 865,058.13 | 723,912.35 | 141,145.78 |
| 3202 | Public Employees Retirement Sy | 11,267,425.92 | 11,273,371.05 | 8,696,665.94 | 2,576,705.11 |
| 3301 | Social Security-Certificated | 515,558.00 | 353,290.79 | 271,397.61 | 81,893.18 |
| 3302 | Social Security-Classified | 3,866,717.97 | 3,783,032.93 | 2,843,740.22 | 939,292.71 |
| 3311 | Medicare-Certificated | 3,236,746.86 | 3,181,020.25 | 2,393,354.08 | 787,666.17 |
| 3312 | Medicare-Classified | 934,926.72 | 820,219.81 | 708,792.38 | 111,427.43 |
| 3351 | Alternate Social Security-Cert | 1,227.00 | 5,313.59 | 4,100.04 | 1,213.55 |
| 3352 | Alternate Social Security-Clas | 37,396.00 | 122,276.16 | 76,120.18 | 46,155.98 |
| 3401 | Health Insurance-Certificated | 45,420,184.77 | 45,014,554.56 | 35,354,463.07 | 9,660,091.49 |
| 3402 | Health Insurance-Classified | 23,067,168.24 | 23,071,610.49 | 17,648,178.56 | 5,423,431.93 |
| 3411 | Dental Insurance-Certificated | 3,908,407.68 | 3,583,091.58 | 2,845,821.20 | 737,270.38 |
| 3412 | Dental Insurance-Classified | 1,995,862.00 | 1,825,650.90 | 1,407,549.54 | 418,101.36 |
| 3431 | Vision Insurance-Certificated | 514,912.56 | 492,278.88 | 390,672.28 | 101,606.60 |
| 3432 | Vision Insurance-Classified | 224,884.00 | 217,088.52 | 168,355.95 | 48,732.57 |
| 3501 | Unemployment Insurance-Certifi | 113,658.55 | 112,707.58 | 83,986.85 | 28,720.73 |
| 3502 | Unemployment Insurance-Classif | 39,297.17 | 40,785.17 | 24,404.55 | 16,380.62 |
| 3601 | Workers' Compensation Ins-Cert | 3,806,613.46 | 3,493,639.35 | 2,706,424.03 | 787,215.32 |
| 3602 | Workers' Compensation Ins-Clas | 1,099,397.82 | 1,092,046.50 | 797,617.26 | 294,429.24 |
| 3701 | OPEB, Allocated, Certificated | 14,798,304.00 | 14,720,045.60 | 11,662,410.88 | 3,057,634.72 |
| 3702 | OPEB, Allocated, Classified Po | 6,665,539.00 | 6,875,296.36 | 5,223,171.68 | 1,652,124.68 |
| 3901 | Life Insurance-Certificated | 55,077.60 | 54,781.76 | 43,101.07 | 11,680.69 |
| 3902 | Life Insurance-Classified | 30,879.60 | 29,214.32 | 23,102.63 | 6,111.69 |
| 4110 | Approved Textbooks/Core Curric | 1,635,226.08 | 1,429,435.89 | 306,978.96 | 153,910.36 |
| 4140 | K-12 ELA Textbooks | 1,594,117.00 | 1,611,117.00 | 20,532.46 | 1,583,906.22 |
| 4210 | Other Books-General | 134,011.00 | 213,331.73 | 86,592.67 | 27,136.23 |
| 4310 | Instructional Materials/Suppli | 28,111,503.86 | 11,155,425.29 | 2,912,787.50 | 1,618,057.40 |

Selection Filtered by User Permissions, (Org = 97, Online/Offline = N, Fiscal Year = 2020, Period = 10, Unposted JEs? = N, Assets and Liabilities? = N, Restricted Accts? = Y, SACS? = N, Fund = 01-71, Object = 1-8, Location = 0000-9999, Page Break? = Y, Obj Digits = 0)

| Fund | | | | | | |
|------|--------------------------------|---------------|---------------|---------------|---------------|---------------|
| 4317 | Instructional Matl Lab Costs | 94,868.00 | 18,975.28 | | | 18,975.28 |
| 4320 | Non-Instructional Materials/Su | 7,299,706.29 | 5,765,009.77 | 1,068,352.78 | 895,942.65 | 3,800,714.34 |
| 4327 | Instructional Matl Lab Costs | 38,720.00 | 13,171.06 | 324.92 | | 12,846.14 |
| 4330 | Transportation Supplies | 10,166.00 | 18,316.00 | 12,170.00 | 5,644.01 | 501.99 |
| 4331 | Transportation Repair Parts | 366,324.00 | 387,312.87 | 83,346.21 | 278,966.10 | 25,000.56 |
| 4332 | Oil | 60,509.00 | 76,567.00 | 30,105.47 | 43,294.53 | 3,167.00 |
| 4333 | Tires | 75,646.00 | 125,985.72 | 62,197.10 | 57,788.62 | 6,000.00 |
| 4334 | Gasoline | 758,475.00 | 728,440.16 | 140,364.02 | 358,348.93 | 229,727.21 |
| 4380 | Account Ctrl Awaiting Distrib. | | 2,278,527.24- | | | 2,278,527.24- |
| 4410 | Equipment \$500 - \$4,999 | 1,017,419.00 | 3,246,634.82 | 1,332,131.20 | 675,548.76 | 1,238,954.86 |
| 5100 | Subagreements for Services abo | 41,644,310.87 | 44,119,397.35 | 14,809,802.58 | 25,805,885.24 | 3,503,709.53 |
| 5210 | In-District Mileage | 118,204.00 | 151,585.09 | 7,416.36 | 41,867.18 | 102,301.55 |
| 5220 | Out of District Mileage | 2,970.00 | 4,324.27 | 507.80 | 1,177.81 | 2,638.66 |
| 5230 | Travel/Conference | 681,982.42 | 1,000,057.12 | 359,043.19 | 122,066.09 | 518,947.84 |
| 5235 | Non Employee Travel | 5,640.00 | 73,105.26 | 32,997.41 | 28,402.45 | 11,705.40 |
| 5310 | Dues and Memberships | 138,801.00 | 160,321.97 | 19,395.00 | 94,209.60 | 46,717.37 |
| 5450 | All Other Insurance | 1,693,386.00 | 1,804,342.00 | 133.27 | 1,804,208.73 | |
| 5510 | Electricity | 5,751,821.00 | 5,457,650.70 | | 3,877,672.82 | 1,579,977.88 |
| 5520 | Fuel and Heating | 1,118,251.00 | 1,249,774.00 | | 664,102.90 | 585,671.10 |
| 5540 | Waste Removal | 323,014.00 | 388,541.00 | 1,351.89 | 224,616.99 | 162,572.12 |
| 5550 | Water | 3,312,649.00 | 3,596,323.00 | | 1,985,936.25 | 1,610,386.75 |
| 5560 | Laundry and Dry Cleaning | 15,221.00 | 21,158.22 | 10,215.71 | 10,723.62 | 218.89 |
| 5610 | Equipment Rental | 1,102,868.00 | 743,317.94 | 528,403.56 | 48,554.59 | 166,359.79 |
| 5615 | Software License Copyright | 15,000.00 | 1,700.00 | 1,617.66 | | 82.34 |
| 5620 | Property/Building Rental | 104,500.00 | 98,758.94 | 10,141.48 | 76,535.00 | 12,082.46 |
| 5690 | Other Contracts, Rents, Leases | 738,626.00 | 995,612.52 | 385,962.99 | 542,990.48 | 66,659.05 |
| 5717 | Fingerprinting | | | | | |
| 5730 | Field Trips-District Transport | | | | | |
| 5731 | Other Transportation | | | | | |
| 5740 | Maintenance Services | | | | | |
| 5741 | Capital Improvements-District | | | | | |
| 5745 | Duplicating Services | | | 71,680.13 | | 71,680.13- |
| 5750 | Cafeteria Meals/Catering | | 476.33 | | 476.33 | |
| 5751 | Charter Services | 1,535,071.00- | 1,465,975.00- | | 759,948.40- | 706,026.60- |






Fund

| | | | |
|------|------------|------------|------------|
| 7611 | 847,039.00 | 868,661.01 | 868,661.01 |
|------|------------|------------|------------|







| Fund | | | | | |
|------|--------------------------------|---------------|---------------|--------------|--------------|
| 8011 | Local Control Funding Formula | 16,179,793.00 | 11,926,936.00 | 9,800,073.00 | 2,126,863.00 |
| 8012 | Education Protection Acc- CY | 2,138,369.00 | 2,520,087.00 | 1,989,893.00 | 530,194.00 |
| 8019 | Revenue Limit State Aid Prior | | 41,922.00- | 93,015.00- | 51,093.00 |
| 8096 | Trsfr to Charter in Lieu of Pr | | 3,858,494.00 | 2,933,350.00 | 925,144.00 |
| 8290 | All Other Federal Revenue | 298,638.00 | 303,401.00 | 118,383.14 | 185,017.86 |
| 8291 | All Other Federal Revenue-CO | | | 57,861.03 | 57,861.03- |
| 8550 | Mandated Cost Reimbursements | 48,649.00 | 49,607.00 | 49,607.00 | |
| 8560 | State Lottery Revenue | 349,513.00 | 371,774.55 | 198,085.20 | 173,689.35 |
| 8590 | All Other State Revenues | | 25,438.00 | 45,638.00 | 20,200.00- |
| 8690 | Donation Board Acknowledgement | | 5,000.51 | 2,109.12 | 2,891.39 |
| 8692 | Stale Dated Warrants | | | 2,152.09 | 2,152.09- |
| 8698 | All Other Local Revenue-CO | | | 24,939.28 | 24,939.28- |
| 8699 | All Other Local Revenue | | 13,596.76 | 11,481.36 | 2,115.40 |
| 8919 | Other Authorized Interfund Tra | 626,746.00 | 152,528.28 | | 152,528.28 |
| | | ----- | ----- | ----- | ----- |



| | | | | | |
|------|--------------------------------|--------------|--------------|--------------|--------------|
| 1101 | Teacher Salary-Regular | 6,552,132.00 | 7,301,048.22 | 5,543,322.44 | 1,757,725.78 |
| 1102 | Teacher Salary-Substitute | 120,205.00 | 289,828.62 | 260,476.58 | 29,352.04 |
| 1103 | Teacher Salary-Temporary | 88,011.00 | 69,476.69 | 24,837.56 | 44,639.13 |
| 1211 | Guidance/Welfare/Attnd Sal-Reg | 141,780.00 | 123,276.05 | 96,302.99 | 26,973.06 |
| 1311 | Principal Salary-Regular | 753,141.00 | 702,429.34 | 575,576.05 | 126,853.29 |
| 1312 | Principal Salary-429.34 | | 10,873.13 | 10,873.13 | |



| | | | | | |
|--|--|--|--|--|--|
| | | | | | |
|--|--|--|--|--|--|

| Fund | | | | | |
|------|--------------------------------|--------------|--------------|--------------|--------------|
| 2224 | Operations Salary-Overtime | 1,463.00 | 1,338.23 | 1,338.23 | |
| 2241 | Inst'l Media/Library Salary-Re | 31,197.00 | 2,931.76 | 2,930.68 | 1.08 |
| 2253 | Other Clsfd Support Salary-Tem | 3,064.00 | 32,546.00 | 32,544.29 | 1.71 |
| 2301 | Clsfd Administrative Salary-Re | 87,918.00 | 91,550.43 | 80,919.63 | 10,630.80 |
| 2401 | Clerical/Office Salary-Regular | 468,656.00 | 445,819.61 | 364,795.70 | 81,023.91 |
| 2402 | Clerical/Office Salary-Substit | 3,589.00 | 8,179.93 | 4,478.29 | 3,701.64 |
| 2403 | Clerical/Office Salary-Tempora | | 17,406.02 | 13,126.16 | 4,279.86 |
| 2404 | Clerical/Office Salary-Overtim | | 245.83 | 244.86 | .97 |
| 2901 | Other Classified Salary-Regula | 188,723.00 | 88,950.84 | 68,232.58 | 20,718.26 |
| 2902 | Other Classified Salary-Substi | | 7,212.34 | 7,212.03 | .31 |
| 2903 | Other Classified Salary-Tempor | 7,279.00 | 12,057.00 | 7,080.13 | 4,976.87 |
| 2904 | Other Classified Salary-Overti | | 97.31 | 97.26 | .05 |
| 3101 | State Tchrs Retirement System- | 2,111,177.00 | 2,104,849.43 | 1,063,631.12 | 1,041,218.31 |
| 3102 | State Tchrs Retirement System- | | 2.32 | 2.32 | |
| 3201 | Public Employees Retirement Sy | | 10,311.21 | 8,207.85 | 2,103.36 |
| 3202 | Public Employees Retirement Sy | 181,899.00 | 182,562.38 | 150,932.87 | 31,629.51 |
| 3301 | Social Security-Certificated | 934.00 | 4,489.11 | 3,811.09 | 678.02 |
| 3302 | Social Security-Classified | 74,810.00 | 61,521.64 | 50,883.95 | 10,637.69 |
| 3311 | Medicare-Certificated | 111,469.00 | 122,701.16 | 95,563.95 | 27,137.21 |
| 3312 | Medicare-Classified | 17,496.00 | 15,977.99 | 13,382.02 | 2,595.97 |
| 3351 | Alternate Social Security-Cert | | 49.91 | 46.98 | 2.93 |
| 3352 | Alternate Social Security-Clas | | 4,322.87 | 3,876.93 | 445.94 |
| 3401 | Health Insurance-Certificated | 1,915,301.00 | 1,772,911.16 | 1,422,718.28 | 350,192.88 |
| 3402 | Health Insurance-Classified | 390,525.00 | 380,213.02 | 280,516.47 | 99,696.55 |
| 3411 | Dental Insurance-Certificated | 154,921.00 | 140,434.93 | 112,810.00 | 27,624.93 |
| 3412 | Dental Insurance-Classified | 32,839.00 | 27,058.77 | 22,261.58 | 4,797.19 |
| 3431 | Vision Insurance-Certificated | 20,802.00 | 19,732.48 | 15,893.87 | 3,838.61 |
| 3432 | Vision Insurance-Classified | 3,548.00 | 3,484.61 | 2,867.00 | 617.61 |
| 3501 | Unemployment Insurance-Certifi | 3,847.00 | 4,239.80 | 3,289.28 | 950.52 |
| 3502 | Unemployment Insurance-Classif | 603.00 | 569.21 | 461.47 | 107.74 |
| 3601 | Workers' Compensation Ins-Cert | 129,149.00 | 135,450.22 | 105,891.85 | 29,558.37 |
| 3602 | Workers' Compensation Ins-Clas | 20,269.00 | 17,780.40 | 14,990.72 | 2,789.68 |
| 3701 | OPEB, Allocated, Certificated | 581,655.00 | 575,578.23 | 461,929.07 | 113,649.16 |
| 3702 | OPEB, Allocated, Classified Po | 105,945.00 | 108,676.16 | 81,089.24 | 27,586.92 |

| Fund | | | | | | |
|------|--------------------------------|--------------|--------------|------------|--------------|--------------|
| 3901 | Life Insurance-Certificated | 2,044.00 | 2,105.98 | | 1,706.33 | 399.65 |
| 3902 | Life Insurance-Classified | 274.00 | 397.74 | | 330.71 | 67.03 |
| 4110 | Approved Textbooks/Core Curric | 90,805.00 | 72,771.19 | 51.00 | 6,110.85 | 66,609.34 |
| 4115 | CC Smarter Balanced Assessment | 49,834.00 | 6,401.60 | | | 6,401.60 |
| 4210 | Other Books-General | 5,887.00 | 2,783.49 | | 661.80 | 2,121.69 |
| 4310 | Instructional Materials/Suppli | 1,824,640.32 | 2,302,225.29 | 92,317.90 | 37,728.50 | 2,172,178.89 |
| 4317 | Instructional Matl Lab Costs | 15,000.00 | 14,100.00 | | | 14,100.00 |
| 4320 | Non-Instructional Materials/Su | 70,327.00 | 79,626.77 | 58,020.26 | 4,559.00 | 17,047.51 |
| 4410 | Equipment \$500 - \$4,999 | 29,500.00 | 73,968.64 | 24,889.05 | 27,728.63 | 21,350.96 |
| 5230 | Travel/Conference | 5,000.00 | | | | |
| 5310 | Dues and Memberships | | 8,840.00 | 7,500.00 | 1,340.00 | |
| 5510 | Electricity | 216,021.00 | 202,017.79 | | 139,284.22 | 62,733.57 |
| 5520 | Fuel and Heating | 24,489.00 | 31,889.51 | | 23,816.83 | 8,072.68 |
| 5540 | Waste Removal | 12,378.00 | 12,250.00 | | 8,261.60 | 3,988.40 |
| 5550 | Water | 140,243.00 | 139,416.00 | | 95,723.63 | 43,692.37 |
| 5610 | Equipment Rental | 21,572.00 | 29,300.00 | 23,796.80 | 303.20 | 5,200.00 |
| 5620 | Property/Building Rental | 2,000.00 | 4,970.00 | 2,970.00 | | 2,000.00 |
| 5690 | Other Contracts, Rents, Leases | 5,950.00 | 6,388.00 | 224.84 | 1,224.99 | 4,938.17 |
| 5750 | Cafeteria Meals/Catering | | 727.50 | | 727.50 | |
| 5751 | Charter Services | 1,535,071.00 | 1,465,975.00 | | 759,948.40 | 706,026.60 |
| 5757 | Fingerprinting | | 611.00 | | 611.00 | |
| 5765 | Field Trips-District Transport | | 1,423.04 | | 539.88 | 883.16 |
| 5770 | Maintenance Services | | 3,975.60 | | 3,974.90 | .70 |
| 5771 | Capital Improvements-District | | .30 | | | .30 |
| 5775 | Duplicating Services | 3,065.00 | 10,218.89 | 280.20 | 4,984.01 | 4,954.68 |
| 5800 | Other Contractual Expenses | 54,561.00 | 95,841.37 | 25,099.25 | 57,738.51 | 13,003.61 |
| 5810 | Tickets/Fees/Regis.for Parents | 10,427.00 | 16,478.20 | 9,728.15 | 4,989.65 | 1,760.40 |
| 5832 | Transportation-Field Trips | 7,000.00 | 15,113.63 | 6,457.00 | 4,092.08 | 4,564.55 |
| 5911 | Postage | 3,347.00 | 2,470.72 | 87.35 | 491.99 | 1,891.38 |
| 5930 | Telephones/Cell Phones | 6,384.00 | 7,384.00 | 1,861.59 | 742.72 | 4,779.69 |
| 6200 | Buildings (Improvements) | | 1,052,554.45 | 101,479.43 | 505,562.74 | 445,512.28 |
| 7350 | Indirect Costs | 54,315.84 | 55,172.11 | | | 55,172.11 |
| 7619 | Other Authorized Interfund Tsf | 2,174,627.00 | 2,191,262.62 | | 1,291,523.00 | 899,739.62 |

| | | | | | |
|------|---------------------------|--------------|--------------|------------|------------|
| | | | | | |
| | | | | | |
| Fund | | | | | |
| 8290 | All Other Federal Revenue | 315,500.00 | 284,035.00 | 182,440.99 | 101,594.01 |
| 8699 | All Other Local Revenue | 1,325,000.00 | 1,345,370.72 | 899,206.06 | 446,164.66 |
| | | ----- | ----- | ----- | ----- |

| | | | | | |
|------|--------------------------------|------------|--------------|------------|------------|
| | | | | | |
| 1101 | Teacher Salary-Regular | 321,070.00 | 321,070.00 | 186,538.11 | 134,531.89 |
| 1102 | Teacher Salary-Substitute | | 3,032.24 | 3,160.84 | 128.60- |
| 1104 | Teacher Salary-Ad Ed-18 Hrs | 224,040.00 | 148,917.08 | 171,498.91 | 22,581.83- |
| 1106 | Teahcer Salary-Ad Ed +18 | 885,482.00 | 1,156,639.09 | 932,493.68 | 224,145.41 |
| 1107 | Teacher Salary-Summer-PerSessi | 5,770.00 | 33,813.00 | 9,416.56 | 24,396.44 |
| 1108 | Teacher Salary-Summer-Hourly | 243,378.00 | 230,872.63 | 230,541.97 | 330.66 |
| 1221 | Physical/Mental Health Salary- | 97,820.00 | 106,918.39 | 86,388.97 | 20,529.42 |
| 1228 | Physical/Mental Health Salary- | 20,608.00 | 18,561.11 | 18,561.11 | |
| 1341 | Certificated Administrative Sa | 269,638.00 | 269,637.80 | 224,698.50 | 44,939.30 |
| 1903 | Other Certificated Salary-Temp | | | 193.28 | 193.28- |
| 2101 | Instructional Aide Salary-Regu | 146,796.00 | 123,971.65 | 104,794.51 | 19,177.14 |
| 2221 | Operations Salary-Regular | 227,794.00 | 234,872.62 | 194,261.21 | 40,611.41 |
| 2222 | Operations Salary-Substitute | | 17,883.40 | 20,361.80 | 2,478.40- |
| 2223 | Operations Salary-Temporary | 11,428.00 | | | |
| 2224 | Operations Salary-Overtime | | 10,227.08 | 10,227.08 | |
| 2251 | Other Clsfd Support Salary-Reg | 229,424.00 | 232,972.00 | 190,982.00 | 41,990.00 |
| 2301 | Clsfd Administrative Salary-Re | 110,308.00 | 112,598.07 | 93,515.17 | 19,082.90 |
| 2321 | Clsfd Supervisory Salary-Regul | 174,399.00 | 181,964.58 | 152,936.95 | 29,027.63 |
| 2401 | Clerical/Office Salary-Regular | 435,156.00 | 411,674.54 | 351,821.96 | 59,852.58 |
| 2903 | Other Classified Salary-Tempor | 66,606.00 | 98,205.69 | 89,582.69 | 8,623.00 |
| 2908 | Other Classified Salary-Summer | | 7,560.00 | 7,560.00 | |
| 3101 | State Tchrs Retirement System- | 576,843.00 | 522,209.22 | 246,498.92 | 275,710.30 |
| 3102 | State Tchrs Retirement System- | | 26,819.33 | 22,373.33 | 4,446.00 |
| 3201 | Public Employees Retirement Sy | | 43,192.89 | 41,204.09 | 1,988.80 |
| 3202 | Public Employees Retirement Sy | 269,575.00 | 221,498.18 | 186,272.38 | 35,225.80 |
| 3301 | Social Security-Certificated | 13,838.00 | 14,211.18 | 13,657.36 | 553.82 |
| 3302 | Social Security-Classified | 76,610.00 | 75,110.39 | 60,433.40 | 14,676.99 |
| 3311 | Medicare-Certificated | 27,964.34 | 30,912.76 | 25,194.85 | 5,717.91 |
| 3312 | Medicare-Classified | 20,126.25 | 19,554.11 | 16,626.53 | 2,927.58 |

| Fund | | | | | | |
|------|--------------------------------|------------|------------|------------|------------|------------|
| 3351 | Alternate Social Security-Cert | | 8.32 | | 8.32 | |
| 3352 | Alternate Social Security-Clas | | 49.21 | | 49.21 | |
| 3401 | Health Insurance-Certificated | 518,745.00 | 531,233.98 | | 420,809.22 | 110,424.76 |
| 3402 | Health Insurance-Classified | 497,802.00 | 450,778.55 | | 373,521.18 | 77,257.37 |
| 3411 | Dental Insurance-Certificated | 44,010.00 | 40,869.50 | | 32,473.74 | 8,395.76 |
| 3412 | Dental Insurance-Classified | 43,226.00 | 35,933.74 | | 30,312.58 | 5,621.16 |
| 3431 | Vision Insurance-Certificated | 6,632.00 | 6,244.01 | | 4,992.37 | 1,251.64 |
| 3432 | Vision Insurance-Classified | 5,142.00 | 4,564.09 | | 3,835.83 | 728.26 |
| 3501 | Unemployment Insurance-Certifi | 1,037.00 | 1,157.36 | | 926.54 | 230.82 |
| 3502 | Unemployment Insurance-Classif | 695.00 | 677.68 | | 572.94 | 104.74 |
| 3601 | Workers' Compensation Ins-Cert | 34,740.00 | 37,404.57 | | 30,076.31 | 7,328.26 |
| 3602 | Workers' Compensation Ins-Clas | 23,553.00 | 23,627.84 | | 19,641.70 | 3,986.14 |
| 3701 | OPEB, Allocated, Certificated | 202,296.00 | 193,141.19 | | 153,754.80 | 39,386.39 |
| 3702 | OPEB, Allocated, Classified Po | 136,447.00 | 122,992.56 | | 104,244.00 | 18,748.56 |
| 3901 | Life Insurance-Certificated | 720.00 | 714.97 | | 579.04 | 135.93 |
| 3902 | Life Insurance-Classified | 354.00 | 469.22 | | 400.62 | 68.60 |
| 4210 | Other Books-General | | 16,759.36 | 4,938.18 | 11,821.18 | |
| 4310 | Instructional Materials/Suppli | 227,172.93 | 340,824.09 | 54,433.35 | 67,787.59 | 218,603.15 |
| 4320 | Non-Instructional Materials/Su | 47,877.00 | 31,682.80 | 23,492.04 | 3,846.64 | 4,344.12 |
| 4380 | Account Ctrl Awaiting Distrib. | | 858,581.83 | | | 858,581.83 |
| 4410 | Equipment \$500 - \$4,999 | | 5,137.96 | 948.54 | 8,546.86 | 4,357.44- |
| 5100 | Subagreements for Services abo | 187,024.71 | 467,745.00 | 198,952.50 | 268,792.50 | |
| 5210 | In-District Mileage | | 992.37 | 413.94 | 1,062.85 | 484.42- |
| 5230 | Travel/Conference | | 4,343.07 | 3,570.51 | 772.56 | |
| 5235 | Non Employee Travel | | 7,060.56 | 747.84 | 6,312.72 | |
| 5310 | Dues and Memberships | 6,000.00 | 3,149.00 | 150.00 | 2,999.00 | |
| 5510 | Electricity | 140,000.00 | 128,501.33 | | 103,501.33 | 25,000.00 |
| 5520 | Fuel and Heating | 30,000.00 | 42,159.56 | | 27,159.56 | 15,000.00 |
| 5540 | Waste Removal | 4,200.00 | 5,398.54 | 1,512.17 | 10,286.37 | 6,400.00- |
| 5550 | Water | 47,000.00 | 58,992.34 | | 38,490.34 | 20,502.00 |
| 5610 | Equipment Rental | 25,000.00 | 23,500.00 | 30,000.00 | | 6,500.00- |
| 5690 | Other Contracts, Rents, Leases | 21,898.00 | 3,522.00 | 1,300.09 | 823.91 | 1,398.00 |
| 5757 | Fingerprinting | | 47.00 | | 47.00 | |
| 5770 | Maintenance Services | | 4,689.21 | | 4,689.21 | |

| Fund | | | | | | |
|------|--------------------------------|------------|------------|-----------|------------|-----------|
| 5800 | Other Contractual Expenses | 182,053.70 | 159,422.66 | 31,350.05 | 123,121.28 | 4,951.33 |
| 5810 | Tickets/Fees/Regis.for Parents | | 13,008.83 | | 13,008.83 | |
| 5811 | Bus Tokens/Passes/Parking - St | 2,000.00 | 2,000.00 | 320.00 | 2,380.00 | 700.00- |
| 5910 | All Other Communication Servic | | 300.00 | 300.00 | | |
| 5911 | Postage | | 709.45 | 511.45 | 198.00 | |
| 7352 | Indirect Costs-Adult Education | 72,274.62 | 80,349.62 | | 15,539.51 | 64,810.11 |
| | | ----- | ----- | ----- | ----- | ----- |
| | | | | | | |



| | | | | | |
|------|-----------------------------|------------|------------|------------|-------------|
| Fund | | | | | |
| 8590 | All Other State Revenues | | 253,270.00 | | 253,270.00 |
| 8591 | All Other State Revenues-CO | | | 254,764.98 | 254,764.98- |
| 8699 | All Other Local Revenue | 987,092.00 | 987,850.75 | 371,048.23 | 616,802.52 |
| | | ----- | ----- | ----- | ----- |



| | | | | | |
|------|--------------------------------|--------------|--------------|-----------------------------|------------|
| 1101 | Teacher Salary-Regular | 3,919,068.00 | 4,199,350.80 | 3,334,969.13 | 864,381.67 |
| 1102 | Teacher Salary-Substitute | 130,335.00 | 195,772.05 | 190,155.82 | 5,616.23 |
| 1103 | Teacher Salary-Temporary | 600,168.00 | 221,100.92 | 222,061.97 | 961.05- |
| 1211 | Guidance/Welfare/Attnd Sal-Reg | | 13,309.78 | 13,309.56 | .22 |
| 1221 | Physical/Mental Health Salary- | 123,066.00 | 116,935.37 | 97,754.99 | 19,180.38 |
| 1223 | Physical/Mental Health Salary- | | 73.50 | 73.50 | |
| 1341 | Certificated Administrative Sa | 481,228.00 | 465,561.03 | 388,883.84 | 76,677.19 |
| 1342 | Certificated Administrative Sa | | | 651.17 | 651.17- |
| 1903 | Other Certificated Salary-Temp | 5,507.00 | 6,987.63 | 6,772.94 | 214.69 |
| 2101 | Instructional Aide Salary-Regu | 1,315,738.00 | 1,307,447.09 | 1,087,289.41 | 220,157.68 |
| 2102 | Instructional Aide Salary-Subs | 71,761.00 | 33,574.72 | 33,574.72 | |
| 2103 | Instructional Aide Salary-Temp | | 94,974.05 | 94,974.05 | |
| 2104 | Instructional Aide Salary-Over | | 19.49 | 19.49 | |
| 2214 | Maintenance Salary-Overtime | | 640.00 | 639.88 | .12 |
| 2221 | Operations Salary-Regular | 174,309.00 | 123,494.15 | 106,877.59 | 16,616.56 |
| 2222 | Operations Salary-Substitute | | 5,746.83 | 5,746.83 | |
| 2223 | Operations Salary-Temporary | | 1,368.38 | 1,368.38 | |
| 2224 | | | 1368C89h11 | Certificat Salary-Temporary | |

2221





| | | | | | |
|--|--|--|--|--|--|
| | | | | | |
|--|--|--|--|--|--|



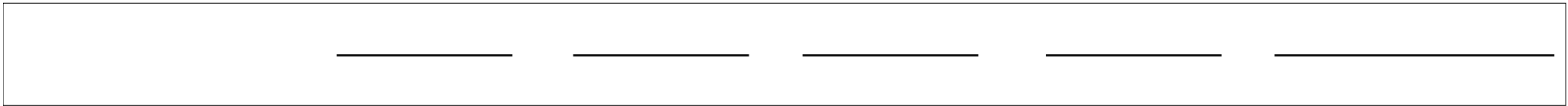
Fund

| | | | | | |
|------|---|------------|------------|------------|-----------|
| 3201 | Public Employees Retirement Sy | | 82,030.95 | 68,806.74 | 13,224.21 |
| 3202 | Public Employees Retirement Sy | 448,798.00 | 419,662.84 | 339,839.53 | 79,823.31 |
| 3301 | Social Security-Certificated | 8,858.00 | 27,579.59 | 23,480.23 | 4,099.36 |
| 3304 | Public Employees Retirement Sy-C76.6 4041f593.1 0 Td (Publ76.6 Td96 (68,806.74) Tj 97.1,2 0 yee23) .21 Public Employees Med -1re -71.05 -12.95 Td (330419,662.84) Tj 128,851 | 419,662.84 | 419,662.84 | 339,839.53 | 79,823.31 |





| Fund | | | | | | |
|------|--------------------------------|------------|------------|-----------|------------|------------|
| 5775 | Duplicating Services | 29,300.00 | 19,177.61 | 260.84 | 8,346.04 | 10,570.73 |
| 5800 | Other Contractual Expenses | 48,006.00 | 76,857.40 | 16,658.39 | 26,954.69 | 33,244.32 |
| 5810 | Tickets/Fees/Regis.for Parents | 12,500.00 | 8,290.50 | 250.00 | 3,496.00 | 4,544.50 |
| 5811 | Bus Tokens/Passes/Parking - St | 50.00 | | | | |
| 5911 | Postage | 1,800.00 | 1,966.28 | | 1,466.28 | 500.00 |
| 7353 | Indirect Costs-Child Developme | 567,772.00 | 621,092.06 | | 300,231.66 | 320,860.40 |
| | | ----- | ----- | ----- | ----- | ----- |



| Fund | | | | | |
|------|--------------------------------|---------------|---------------|---------------|---------------|
| 8220 | Child Nutrition Programs | 24,087,991.00 | 24,087,991.00 | 12,678,334.99 | 11,409,656.01 |
| 8520 | State Child Nutrition | 1,500,000.00 | 1,500,000.00 | 828,143.41 | 671,856.59 |
| 8634 | Food Services Sales | 1,000,000.00 | 1,000,000.00 | 685,762.28 | 314,237.72 |
| 8660 | Interest | 65,000.00 | 65,000.00 | 67,947.00 | 2,947.00- |
| 8690 | Donation Board Acknowledgement | | | 20,000.00 | 20,000.00- |
| 8699 | All Other Local Revenue | 215,000.00 | 215,000.00 | 90,017.36 | 124,982.64 |
| | | ----- | ----- | ----- | ----- |

| | | | | | |
|------|--------------------------------|--------------|--------------|--------------|--------------|
| 2201 | Nutrition Services Salary-Regu | 5,239,875.00 | 5,522,247.61 | 4,305,315.61 | 1,216,932.00 |
| 2202 | Nutrition Services Salary-Subs | 797,221.00 | 418,413.38 | 191,880.34 | 226,533.04 |
| 2203 | Nutrition Services Salary-Temp | 45,712.00 | 490,990.49 | 490,983.84 | 6.65 |
| 2204 | Nutrition Services Salary-Over | | 4,705.45 | 4,705.45 | |
| 2221 | Operations Salary-Regular | 532,327.00 | 530,567.00 | 435,243.82 | 95,323.18 |
| 2223 | Operations Salary-Temporary | 14,628.00 | 14,073.39 | 2,812.31 | 11,261.08 |
| 2224 | Operations Salary-Overtime | | 12,217.88 | 12,216.94 | .94 |
| 2301 | Clsfd Administrative Salary-Re | 228,382.00 | 495,351.24 | 406,956.54 | 88,394.70 |
| 2321 | Clsfd Supervisory Salary-Regul | 124,358.00 | 130,311.28 | 109,293.78 | 21,017.50 |
| 2401 | Clerical/Office Salary-Regular | 335,834.00 | 270,350.00 | 207,710.49 | 62,639.51 |
| 2403 | Clerical/Office Salary-Tempora | | 640.36 | 640.36 | |
| 2404 | Clerical/Office Salary-Overtim | | 532.71 | 532.71 | |
| 3102 | State Tchrs Retirement System- | | 16,662.60 | 13,885.50 | 2,777.10 |
| 3202 | Public Employees Retirement Sy | 965,719.00 | 1,026,720.51 | 805,395.88 | 221,324.63 |
| 3302 | Social Security-Classified | 405,228.00 | 355,669.00 | 260,912.54 | 94,756.46 |
| 3312 | Medicare-Classified | 105,226.00 | 111,305.80 | 86,546.20 | 24,759.60 |
| 3352 | Alternate Social Security-Clas | | 74,582.91 | 61,909.51 | 12,673.40 |
| 3402 | Health Insurance-Classified | 2,390,513.00 | 2,882,365.19 | 2,005,256.46 | 877,108.73 |
| 3412 | Dental Insurance-Classified | 204,515.00 | 194,206.67 | 156,298.32 | 37,908.35 |
| 3432 | Vision Insurance-Classified | 23,057.00 | 22,914.91 | 18,455.13 | 4,459.78 |
| 3502 | Unemployment Insurance-Classif | 3,638.00 | 3,839.41 | 2,983.48 | 855.93 |
| 3602 | Workers' Compensation Ins-Clas | 122,964.00 | 126,117.04 | 98,963.87 | 27,153.17 |
| 3702 | OPEB, Allocated, Classified Po | 661,615.00 | 785,518.79 | 561,683.85 | 223,834.94 |
| 3902 | Life Insurance-Classified | 2,010.00 | 2,651.59 | 2,151.98 | 499.61 |

| Fund | | | | | | |
|------|--------------------------------|---------------|---------------|--------------|--------------|--------------|
| 4320 | Non-Instructional Materials/Su | 71,577.00 | 107,706.26 | 52,425.40 | 31,048.52 | 24,232.34 |
| 4325 | Nutrition Ed/Equipment Parts | 152,500.00 | 178,962.00 | 86,012.43 | 88,738.33 | 4,211.24 |
| 4326 | Nutrition Ed/Paper Supplies | 820,887.00 | 863,137.00 | 382,149.78 | 446,741.69 | 34,245.53 |
| 4334 | Gasoline | 17,000.00 | 37,162.03 | | 19,287.05 | 17,874.98 |
| 4390 | Reserve | 20,000.00 | | | | |
| 4410 | Equipment \$500 - \$4,999 | 170,000.00 | 82,510.50 | 40,994.59 | 33,082.54 | 8,433.37 |
| 4710 | Food | 11,884,362.00 | 11,773,466.79 | 2,042,538.21 | 6,373,414.66 | 3,357,513.92 |
| 5100 | Subagreements for Services abo | 10,000.00 | 10,000.00 | | 9,236.00 | 764.00 |
| 5210 | In-District Mileage | 3,000.00 | 3,000.00 | 574.43 | 2,131.10 | 294.47 |
| 5220 | Out of District Mileage | 500.00 | 500.00 | 78.20 | 313.89 | 107.91 |
| 5230 | Travel/Conference | 8,000.00 | 13,300.00 | 10,959.73 | 2,033.59 | 306.68 |
| 5540 | Waste Removal | | 1,000.00 | 394.80 | 605.20 | |
| 5610 | Equipment Rental | 14,000.00 | 28,000.00 | 5,725.44 | 7,274.56 | 15,000.00 |
| 5690 | Other Contracts, Rents, Leases | 85,000.00 | 119,660.00 | 33,645.56 | 56,746.02 | 29,268.42 |
| 5750 | Cafeteria Meals/Catering | 45,000.00- | 35,527.74- | | 26,334.81- | 9,192.93- |
| 5770 | Maintenance Services | 1,000.00 | 20,000.00 | | 9,156.04 | 10,843.96 |
| 5775 | Duplicating Services | 38,000.00 | 56,200.00 | 33,056.66 | 22,764.58 | 378.76 |
| 5800 | Other Contractual Expenses | 100,000.00 | 285,194.48 | 114,078.16 | 163,469.86 | 7,646.46 |
| 5810 | Tickets/Fees/Regis.for Parents | 80,000.00 | 73,208.49 | 5,046.73 | 68,161.76 | |
| 5911 | Postage | 1,500.00 | 3,758.51 | | 3,753.87 | 4.64 |
| 6200 | Buildings (Improvements) | 10,000.00 | 4,097,917.90 | 3,438,086.21 | 659,830.29 | 1.40 |
| 6490 | Equipment over \$5,000 | 150,000.00 | 113,478.50 | 51,834.60 | 61,638.61 | 5.29 |
| 7351 | Indirect Costs-Cafeteria Fund | 1,153,550.00 | 702,165.97 | | 140.97 | 702,025.00 |
| | | ----- | ----- | ----- | ----- | ----- |

| | | | | | | |
|--|--|--|--|--|--|--|
| | | | | | | |
|--|--|--|--|--|--|--|


| | | | | | | |
|--|--|--|--|--|--|--|
| | | | | | | |
|--|--|--|--|--|--|--|

| | | | | | |
|------|--|--|--|--|--|
| | | | | | |
| | | | | | |
| Fund | | | | | |

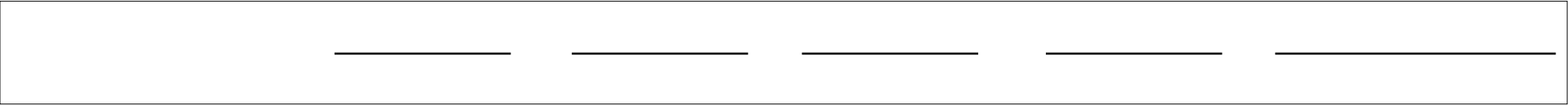
| | | | | | |
|------|-------------------------|-------|-------|----------|-----------|
| 8699 | All Other Local Revenue | ----- | ----- | ----- | ----- |
| | | | | 2,006.70 | 2,006.70- |

| | | | | | |
|--|--|--|--|--|--|
| | | | | | |
|--|--|--|--|--|--|

| | | | | | |
|------|--------------------------------|---------------|---------------|---------------|---------------|
| 2211 | Maintenance Salary-Regular | 62,235.00 | | | |
| 2301 | Clsfd Administrative Salary-Re | 414,543.00 | 342,231.75 | 237,989.66 | 104,242.09 |
| 2401 | Clerical/Office Salary-Regular | 292,600.00 | 300,097.22 | 250,303.94 | 49,793.28 |
| 2404 | Clerical/Office Salary-Overtim | | 696.96 | 696.96 | |
| 3202 | Public Employees Retirement Sy | 159,038.00 | 122,695.42 | 92,354.63 | 30,340.79 |
| 3302 | Social Security-Classified | 44,555.00 | 38,892.84 | 29,448.24 | 9,444.60 |
| 3312 | Medicare-Classified | 11,109.06 | 9,227.43 | 7,016.21 | 2,211.22 |
| 3402 | Health Insurance-Classified | 109,578.00 | 92,784.42 | 75,362.70 | 17,421.72 |
| 3412 | Dental Insurance-Classified | 9,976.00 | 7,279.64 | 6,050.14 | 1,229.50 |
| 3432 | Vision Insurance-Classified | 1,331.00 | 958.57 | 794.83 | 163.74 |
| 3502 | Unemployment Insurance-Classif | 381.00 | 323.09 | 241.82 | 81.27 |
| 3602 | Workers' Compensation Ins-Clas | 12,928.00 | 10,319.26 | 7,927.19 | 2,392.07 |
| 3702 | OPEB, Allocated, Classified Po | 38,054.00 | 30,792.52 | 25,031.93 | 5,760.59 |
| 3902 | Life Insurance-Classified | 647.00 | 506.28 | 422.40 | 83.88 |
| 4320 | Non-Instructional Materials/Su | | 5,309,447.40 | 5,111,016.60 | 110,348.83 |
| 4410 | Equipment \$500 - \$4,999 | | 660,135.19 | 130,134.46 | 525,794.32 |
| 5230 | Travel/Conference | | 9,265.00 | 9,265.00 | |
| 5800 | Other Contractual Expenses | | 2,446,803.94 | 786,240.03 | 1,641,822.44 |
| 5810 | Tickets/Fees/Regis.for Parents | | 11,038.41 | | 11,038.41 |
| 6170 | Land Improvement | | 10,021,195.63 | 4,379,289.05 | 5,608,586.22 |
| 6200 | Buildings (Improvements) | 44,314,775.94 | 92,045,353.45 | 29,728,006.50 | 36,941,832.58 |
| 6205 | Hazardous Materials Abatement | | 3,300.00 | | 3,300.00 |
| 6210 | Architect/Engineering Fees | | 3,255,334.62 | 1,888,146.53 | 1,292,195.61 |
| 6220 | DSA Plan Check Fees | | 142,595.00 | 14,403.11 | 128,191.89 |
| 6230 | Blueprint Duplicating | | 5,362.53 | 3,129.53 | 1,330.66 |
| 6235 | Energy Analysis Fees | | 1,988.00 | | 1,988.00 |
| 6240 | Preliminary Tests | | 3,959.30 | 24.30 | 3,935.00 |
| 6250 | Other Costs (Planning) | | 164,804.99 | 60,368.05 | 103,742.94 |
| 6272 | Construction Management Fees | | 1,566,600.41 | 735,932.00 | 829,999.96 |
| 6280 | Construction Testing | | 398,499.97 | 198,720.35 | 191,337.62 |



| Fund | | | | | | |
|------|--------------------------------|--|------------|------------|------------|------------|
| 6290 | Inspection | | 735,930.00 | 470,790.00 | 209,350.00 | 55,790.00 |
| 6490 | Equipment over \$5,000 | | 434,874.45 | 21,688.98 | 231,664.50 | 181,520.97 |
| 7619 | Other Authorized Interfund Tsf | | | | 77,330.96 | 77,330.96- |
| | | | ----- | ----- | ----- | ----- |



| Fund | | | | | | |
|------|--------------------------------|--------------|---------------|--------------|--------------|--------------|
| 4320 | Non-Instructional Materials/Su | | 82,316.14 | | 82,316.14 | |
| 5800 | Other Contractual Expenses | | 77,238.31 | 34,767.51 | 29,568.70 | 12,902.10 |
| 6200 | Buildings (Improvements) | 4,000,000.00 | 11,001,171.81 | 6,172,555.24 | 816,314.76 | 4,012,301.81 |
| 6210 | Architect/Engineering Fees | | 148,480.00 | 49,076.15 | 99,403.85 | |
| 6230 | Blueprint Duplicating | | 500.00 | 143.53 | 356.47 | |
| 6250 | Other Costs (Planning) | | 44,626.00 | 37,000.00 | 7,626.00 | |
| 6280 | Construction Testing | | 8,960.00 | 63,575.00 | 10,760.00 | 65,375.00- |
| 6290 | Inspection | | 90,000.00 | 85,230.00 | 4,770.00 | |
| 7438 | Debt Service Interest | 1,098,507.00 | 1,098,507.00 | | 1,098,507.00 | |
| 7439 | Other Debt Service Payments | 2,570,000.00 | 2,570,000.00 | | 2,570,000.00 | |
| | | | | | | |



| Fund | | | | | |
|------|----------------------------|--------------|--------------|--------------|------------|
| 5800 | Other Contractual Expenses | | 14,260.63 | 14,260.63 | |
| 6200 | Buildings (Improvements) | 153,291.00 | 182,662.60 | | 182,662.60 |
| 7438 | Debt Service Interest | 1,798,507.00 | 1,798,507.00 | 1,798,507.00 | |



| Fund | | | | | | |
|------|--------------------------------|--------------|--------------|-----------|--------------|------------|
| 2301 | Clsfd Administrative Salary-Re | 88,298.00 | 88,299.00 | | 73,581.90 | 14,717.10 |
| 2401 | Clerical/Office Salary-Regular | 97,571.00 | 106,024.00 | | 88,423.49 | 17,600.51 |
| 2402 | Clerical/Office Salary-Substit | | | | 172.80 | 172.80- |
| 3202 | Public Employees Retirement Sy | 38,662.00 | 37,938.00 | | 31,637.44 | 6,300.56 |
| 3302 | Social Security-Classified | 10,979.96 | 11,169.96 | | 6,391.61 | 4,778.35 |
| 3312 | Medicare-Classified | 2,569.04 | 2,613.04 | | 1,291.69 | 1,321.35 |
| 3352 | Alternate Social Security-Clas | | | | 6.51 | 6.51- |
| 3402 | Health Insurance-Classified | 35,973.00 | 39,494.00 | | 32,832.34 | 6,661.66 |
| 3412 | Dental Insurance-Classified | 2,519.00 | 2,275.00 | | 1,894.61 | 380.39 |
| 3432 | Vision Insurance-Classified | 331.00 | 314.00 | | 260.00 | 54.00 |
| 3502 | Unemployment Insurance-Classif | 88.00 | 92.00 | | 44.12 | 47.88 |
| 3602 | Workers' Compensation Ins-Clas | 3,122.00 | 3,119.00 | | 1,614.30 | 1,504.70 |
| 3702 | OPEB, Allocated, Classified Po | 12,348.00 | 12,348.00 | | 10,290.00 | 2,058.00 |
| 3902 | Life Insurance-Classified | 298.00 | 299.00 | | 248.31 | 50.69 |
| 4320 | Non-Instructional Materials/Su | 56,000.00 | 56,000.00 | 36,219.63 | 2,240.68 | 17,539.69 |
| 4410 | Equipment \$500 - \$4,999 | 15,500.00 | 4,274.00 | | | 4,274.00 |
| 5210 | In-District Mileage | 6,000.00 | 6,000.00 | | 228.64 | 5,771.36 |
| 5230 | Travel/Conference | 5,000.00 | 5,000.00 | | | 5,000.00 |
| 5310 | Dues and Memberships | 2,000.00 | 2,000.00 | | | 2,000.00 |
| 5775 | Duplicating Services | 4,000.00 | 4,000.00 | | | 4,000.00 |
| 5800 | Other Contractual Expenses | 5,205,000.00 | 5,205,000.00 | 46,901.45 | 4,702,332.05 | 455,766.50 |
| 5806 | Kemper Worker's Compensation | | | | 52,481.48- | 52,481.48 |

| | | | | | | |
|--|--|--|--|--|--|--|
| | | | | | | |
|--|--|--|--|--|--|--|



