

SACRAMENTO CITY UNIFIED SCHOOL DISTRICT

ENDING NOVEMBER 24, 2006

REGULAR ENROLLMENT	Special	TOTAL	PERCENTAGE FOR THE MONTH	AVERAGE
--------------------	---------	-------	--------------------------	---------


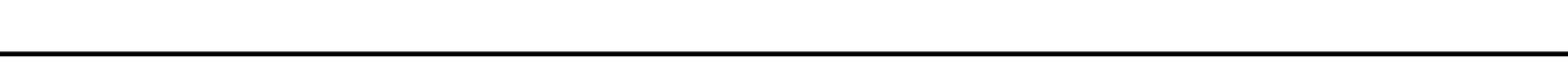

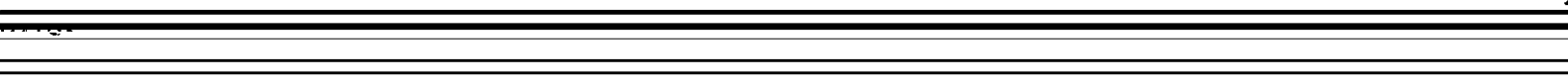
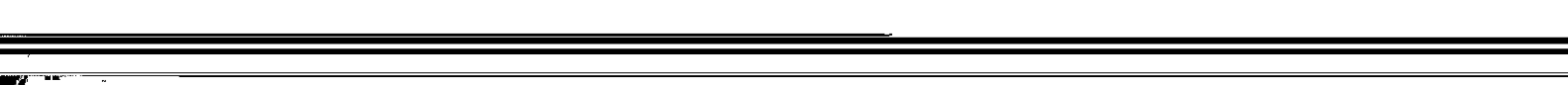

ENROLLMENT AND ATTENDANCE REPORT

SINGLE TRACK YEAR-ROUND SCHOOL

FOR THE YEAR SCHOOL MONTH ENDING OCTOBER 31, 2000



ELEMENTARY SCHOOLS (SINGLE TRACK)	REGULAR ENROLLMENT			Special Education Grades	TOTAL MONTH-END	PERCENTAGE FOR THE MONTH		AVERAGE	
	KDGN	Grades 1-3	Grades 4-6	Grades 7-8		ACTUAL ATTENDANCE	ACTUAL ATTENDANCE	CUMULATIVE ACTUAL ATTENDANCE (CUM ATTEND/57 DAYS)	PERCENTAGE



THIRD SCHOOL MONTH
CHARTER SCHOOLS AND ADULT EDUCATION

2006-2007	REGULAR ENROLLMENT	<i>Special Education</i>	PERCENTAGE FOR THE MONTH	AVERAGE CUMULATIVE
-----------	--------------------	------------------------------	--------------------------	--------------------

GRADE BY GRADE ENROLLMENT
THIRD SCHOOL MONTH
ENDING NOVEMBER 24, 2006

The table content is completely obscured by heavy black redaction bars, making the data unreadable.

CUMULATIVE TOTAL ABSENCES

ENDING NOVEMBER 24, 2006

TOTAL ABSENCES	ACTUAL DAYS OF ATTENDANCE	POSSIBLE DAYS OF ATTENDANCE	PERCENTAGE OF FUNDED	DOLLAR COST PER
----------------	---------------------------	-----------------------------	----------------------	-----------------

COMPARATIVE STATISTICS FOR THE
THIRD SCHOOL MONTH

ENDING NOVEMBER 31, 1955

	ENROLLMENT	ENROLLMENT	ENROLLMENT INCREASE OR	PERCENTAGE INCREASE OR
--	------------	------------	---------------------------	---------------------------