

SACRAMENTO CITY UNIFIED SCHOOL DISTRICT
ENROLLMENT AND ATTENDANCE REPORT
MONTH 3 ENDING Friday, November 23, 2012
TRADITIONAL SCHOOLS




ELEMENTARY TRADITIONAL	REGULAR ENROLLMENT			Special Education Grades	TOTAL MONTH-END ENROLLMENT	PERCENTAGE FOR THE MONTH		AVERAGE CUMULATIVE ACTUAL ATTENDANCE	
	Kdgn	Grades	Grades			2012-2013 Actual	2011-2012 Actual	Cum Attd Days	53 PERCENTAGE

ENROLLMENT AND ATTENDANCE REPORT
MONTH 3 ENDING Friday, November 23, 2012
TRADITIONAL SCHOOLS

SACRAMENTO CITY UNIFIED SCHOOL DISTRICT
ENROLLMENT AND ATTENDANCE REPORT
MONTH3 ENDING Friday, November 23, 2012
TRADITIONAL SCHOOLS

PROGRAM	PERCENTAGE FOR THE MONTH	AVERAGE CUMULATIVE ATTENDANCE
---------	--------------------------	-------------------------------

SACRAMENTO CITY UNIFIED SCHOOL DISTRICT
ENROLLMENT AND ATTENDANCE REPORT
MONTH 3 , CHARTER SCHOOLS AND ADULT EDUCATION



SACRAMENTO CITY UNIFIED SCHOOL DISTRICT
ENROLLMENT AND ATTENDANCE REPORT
MONTH3 ENDING Friday, November 23, 2012
GRADE BY GRADE ENROLLMENT

REGULAR CLASS ENROLLMENT

TOTAL

Grade	Enrollment	Total
K		
1		
2		
3		
4		
5		
6		
7		
8		
9		
10		
11		
12		
Subtotal		
Total		

ENROLLMENT AND ATTENDANCE REPORT
MONTH 3, ENDING Friday, November 23, 2012

COMPARATIVE STATISTICS FOR
SCHOOL MONTH 3
ENDING November 23, 2012

	ENROLLMENT	ENROLLMENT	ENROLLMENT	ENROLLMENT INCREASE OR	ENROLLMENT INCREASE OR
--	------------	------------	------------	---------------------------	---------------------------
